

SUPERCRANE™

285



- 4/2 Fall hook block
- Rem Control (Optional)

- 2.82t
- 8.5m boom
- Searcher hook

- Rubber tracks
- Load moment Indicator system

The Preston Hire 285 punches way above its weight with a massive 2.82t lifting capacity while measuring just 750mm wide when stowed. Its slim body is able to fit through most doorways allowing access to areas previously inaccessible to standard cranes. The 285 has proven to be one of the most popular models of mini cranes and can be used in a wide variety of applications. Consider the possibilities...



COUNT ON US

1800 440 550 | prestonhire.com.au

LOAD CHART SUPERCRANE™

285

DIMENSIONS

Length	2715mm
Width	750mm
Height	1440mm
Weight	1720kg or 1960kg (Depending on Model)

CAPACITY

Max. capacity	2820kg at 1.4m
Max. working radius (main boom)	150kg at 8.2m
Max. working radius (fly jib)	N/A
Max. lifting height (main boom)	8.5m
Max. lifting height (fly jib)	N/A

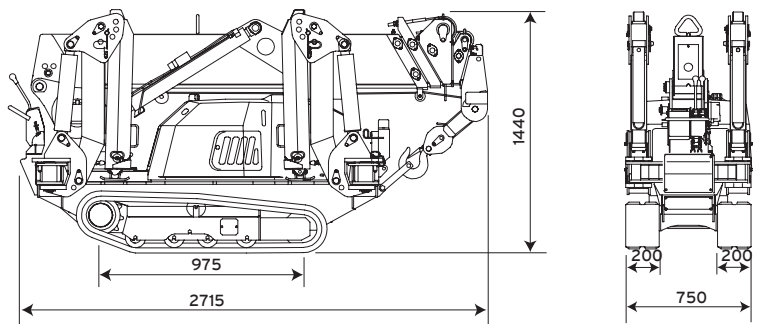
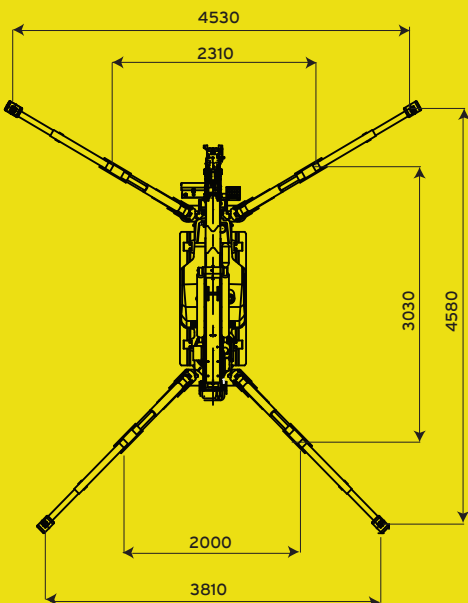
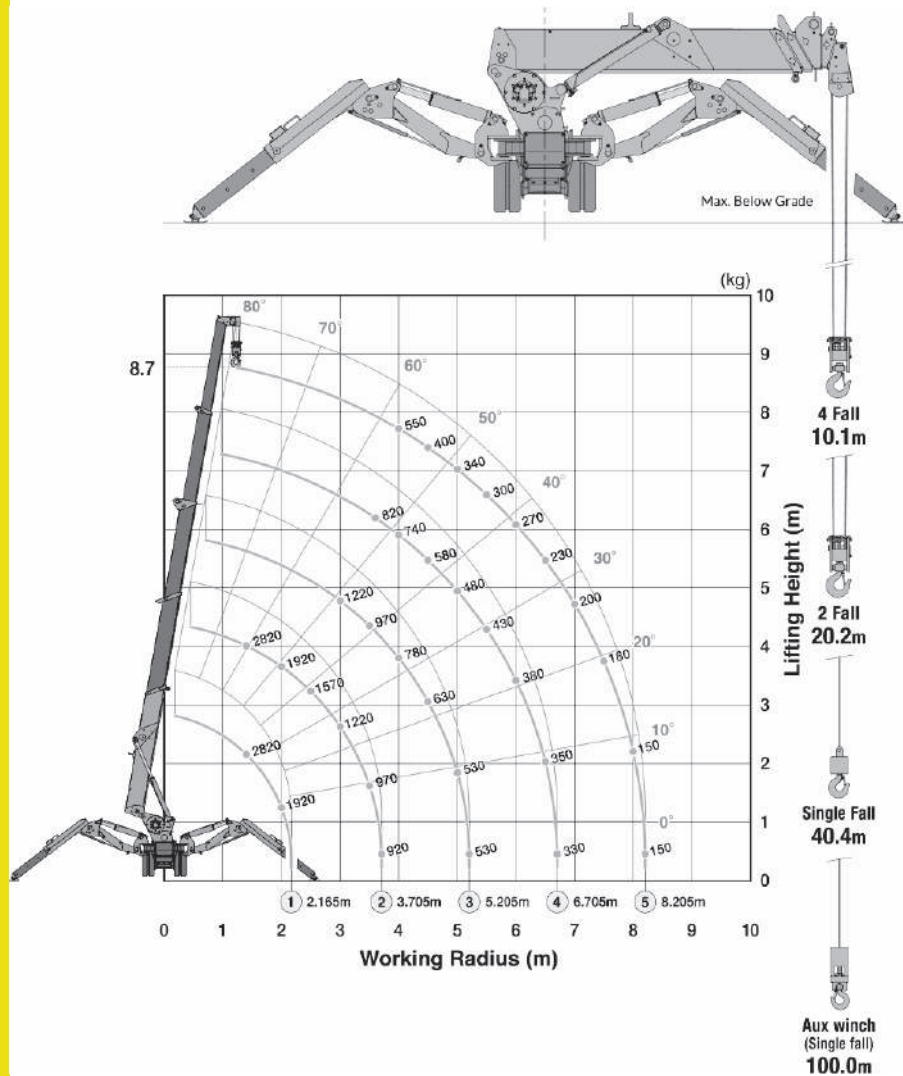
TRACK

Width	200mm
-------	-------

MIN. TRANSPORT WIDTH

Overall Track	750mm
Overall Unit	750mm

WORKING RANGE



COUNT ON US

1800 440 550 | prestonhire.com.au

LOAD CHART SUPERCRAANE™

285

LOAD CHART

TOTAL RATED LOAD - OUTRIGGERS AT MAXIMUM POSITION

4.075m Boom		5.575m Boom		7.075m Boom		8.575m Boom	
Working Radius (m)	Total Rated Load (kg)	Working Radius (m)	Total Rated Load (kg)	Working Radius (m)	Total Rated Load (kg)	Working Radius (m)	Total Rated Load (kg)
<1.4	2820	<3.0	1220	<3.6	820	<4.0	550
1.5	2520	3.5	970	4.0	740	4.5	400
2.0	1920	4.0	780	4.5	580	5.0	340
2.5	1570	4.5	630	5.0	480	5.5	300
3.0	1220	5.0	530	5.5	430	6.0	270
3.5	970	5.205	530	6.0	380	6.5	230
3.705	920			6.5	350	7.0	200
				6.705	330	7.5	180
						8.0	150
						8.205	150

TOTAL RATED LOAD - OUTRIGGERS AT SECONDARY POSITION

4.075m Boom		5.575m Boom		7.075m Boom		8.575m Boom	
Working Radius (m)	Total Rated Load (kg)	Working Radius (m)	Total Rated Load (kg)	Working Radius (m)	Total Rated Load (kg)	Working Radius (m)	Total Rated Load (kg)
<1.4	1720	<3.0	510	<3.6	400	<4.0	330
1.5	1720	3.5	410	4.0	330	4.5	280
2.0	1070	4.0	330	4.5	280	5.0	230
2.5	630	4.5	280	5.0	230	5.5	180
3.0	520	5.0	230	5.5	180	6.0	160
3.5	430	5.205	200	6.0	160	6.5	150
3.705	350			6.5	150	7.0	100
				6.705	140	7.5	80
						8.0	70
						8.205	60

The total rated load charts are based on the actual working radius including boom deflection.



COUNT ON US

Disclaimer : All information provided in this publication is correct at time of printing. Please contact Preston Hire for any updated versions.

1800 440 550 | prestonhire.com.au



SPECIALISED EQUIPMENT HIRE SOLUTIONS

Service Facility Locations

Preston Hire - NSW
 Unit 3,10 Tarlington Place,
 Smithfield, NSW 2164
nswsales@prestonhire.com.au

Preston Hire - ACT
 38 John Bull Street,
 Queanbeyan West, NSW 2620
actsales@prestonhire.com.au

Preston Hire - New Zealand
 563 Rosebank Rd,
 Avondale, Auckland 1026
nzsales@prestonhire.com.au

Preston Hire - QLD
 83 Parramatta Road,
 Underwood, QLD 4119
qldsales@prestonhire.com.au

Preston Hire - VIC/TAS
 38-40 Sunline Dr,
 Truganina, VIC 3029
vicsales@prestonhire.com.au

Preston Hire - WA/NT
 Unit 2,8 Hunt Street,
 Malaga, WA 6090
wasales@prestonhire.com.au

Preston Hire - SA
 102 Cormack Road,
 Wingfield, SA 5013
sasales@prestonhire.com.au

**Preston Hire available across Oceania*



COUNT ON US

1800 440 550 | prestonhire.com.au